



Nexis® A Series Filter Cartridges

Description

- Rated at >99.9% efficiency¹ with retention ratings from 0.5 to 120 µm
- Proprietary CoLD Melt™ fiber technology
- Resists contaminant unloading even at high differential pressures
- Micro-denier melt blown filtration fibers
- Media manufactured with a continuous gradient pore structure
- All-polypropylene construction
- Free of adhesives, binders, resins, and silicone
- Proprietary center core for added strength (0.5 - 20 µm)
- Fast rinse-up to 18 Megohm-cm
- Certification of conformance including lot identification

Performance Specifications

Filter grades

0.5, 1, 3, 5, 10, 20, 30, 40, 50, 70, 90, 120 µm

Maximum differential pressure

0.5-20 µm: 1.03 bard @ 82°C (15 psid @ 180°F)
1.72 bard @ 66°C (25 psid @ 150°F)
4.14 bard @ 30°C (60 psid @ 86°F)

30-120 µm: 1.72 bard @ 60°C (25 psid @ 140°F)
3.45 bard @ ambient (50 psid @ ambient)

Recommended change-out differential pressure²

2.4 bard (35 psid)

Food and water contact use


Please contact Pall Corporation to verify that the product conforms to your national legislation and/or regional regulatory requirements for water and food contact use.

Purity

Nexis A series filter cartridges are free of adhesives, binders, resins, and silicone.

¹ >99.9% retention rating by ASTM F-795 test.

² Provided that the maximum differential pressure is not exceeded based on temperature limits defined above.



Rinse-up

Rinse-up to 18 Megohm-cm with a minimum of throughput.

Autoclaving

Single-open-end Nexis A series filter cartridges can be autoclaved for 30 minutes at 121°C (250°F) under no end load conditions. However, filter cartridges should be allowed to cool to normal system operating temperatures prior to use.

Steam sterilization

Not recommended.

Product Specifications

Materials of construction

Filter media: Polypropylene
 Hardware: Polypropylene
 Gaskets/O-rings: Silicone elastomer, EPDM, nitrile, fluorocarbon elastomer, Santoprene³ (DOE only), FEP, FEP encapsulated silicone, FEP encapsulated fluorocarbon elastomer

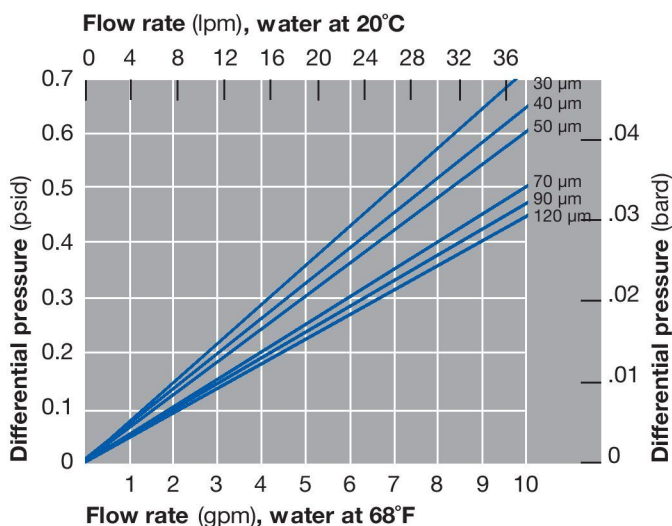
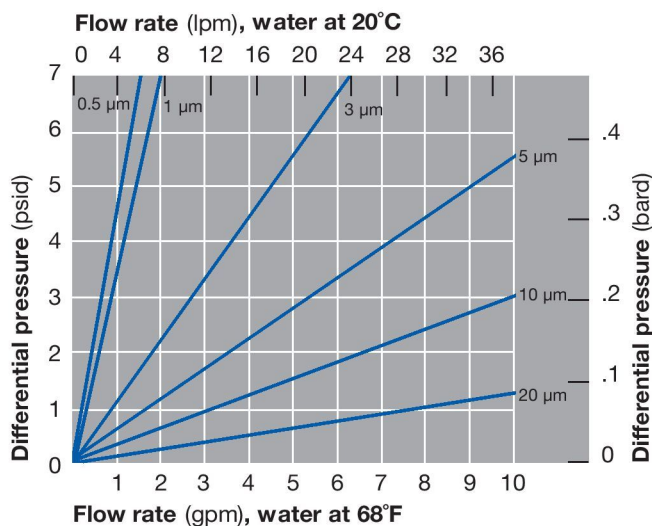
Dimensions (nominal)

Outside diameter: 6.4 cm (2.5 in)
 Lengths: 10.2 cm (4 in), 12.7 cm (5 in), 24.8 cm (9.75 in), 25.1 cm (9.875 in), 25.4 cm (10 in), 49.5 cm (19.5 in), 50.8 cm (20 in), 74.3 cm (29.25 in), 76.2 cm (30 in), 99.1 cm (39 in), 100.3 cm (39.5 in), 102 cm (40 in)

Particle Removal Ratings⁴ (μm)

Cartridge Designation	99.9% Efficiency	90% Efficiency
NXA 0.5	0.5	<0.5
NXA 1	0.95	0.65
NXA 3	2.8	1.5
NXA 5	4.1	3.4
NXA 10	9.5	4.7
NXA 20	18.5	13
NXA 30	27	18
NXA 40	36	20
NXA 50	46	27
NXA 70	65	42
NXA 90	85	55
NXA 120	105	65

Typical Flow vs. Differential Pressure for Application Sizing⁵



Unit conversion: 1 bar = 100 kPa

³ Registered trademark of Advanced Elastomer Systems.

⁴ >90% and 99.9% retention ratings by ASTM F-795 test.

⁵ Flow rate is for a 25.4 cm (10 in) cartridge. For liquids other than water, multiply differential pressure by fluid viscosity (cP).

Ordering Information

Pall Part Number = NXA 1 - 2 U - 3 4

Table 1

Code	Filter grades (µm)
0.5	0.5
1	1
3	3
5	5
10	10
20	20
30	30
40	40
50	50
70	70
90	90
120	120

Table 2

Code	Cartridge lengths (cm/in) nominal
4	10.2 / 4
5	12.7 / 5
9.75	24.8 / 9.75
9.875	25.1 / 9.875
10	25.4 / 10
19.5	49.5 / 19.5
20	50.8 / 20
29.25	74.3 / 29.25
30	76.2 / 30
39	99.1 / 39
39.5	100.3 / 39.5
40	102 / 40

Table 3

Code	End configurations
Blank	DOE industrial (no end caps)
1X	DOE, 2.54 cm (1 in) extended core
M3	SOE flat closed end, external 222 O-rings (retrofits other manufacturers' Code 0) ⁶
M3H	SOE large diameter closed end, external 222 O-rings
M4	SOE fin end, external 222 O-rings with locking tabs (silicone and EPDM O-rings only)
M5	DOE, internal 120 O-rings (retrofits 213 O-ring style) ⁶
M6	SOE flat closed end, external 226 O-rings (retrofits other manufacturers' Code 6) ⁶
M7	SOE fin end, external 226 O-rings (retrofits other manufacturers' Code 7) ⁶
M8	SOE fin end, external 222 O-rings (retrofits other manufacturers' Code 5) ⁶
M10	DOE, internal O-rings (fits other manufacturers' housings) ⁶
M11	SOE flat closed end, internal 120 O-ring (retrofits other manufacturers' X style) ⁶
M18	SOE flat closed end, external 222 O-ring
M20	SOE with internal O-rings (same as M10), closed end with deep recess
DOE	DOE with elastomer gasket seals and end caps
H21	DOE, Santoprene gasket seal
XK	SOE plastic spring assembly, saw cut end
SI	SOE metal spring/polypropylene cap, saw cut end

Table 4

Code	Gasket/O-ring materials
S	Silicone
N	Nitrile
E	EPDM
V	Fluorocarbon elastomer
T	Expanded PTFE (gaskets) FEP encapsulated silicone (O-rings)
F	FEP encapsulated fluorocarbon elastomer (O-rings)
Y	Santoprene

⁶ For details, contact Pall Corporation.



Pall Corporation

25 Harbor Park Drive
Port Washington, NY 11050
+1 516 484 3600 telephone
+1 800 289 7255 toll free US

Portsmouth - UK
+44 (0)23 9230 3303 telephone
+44 (0)23 9230 2507 fax
processuk@pall.com



Polyspin®

www.polyspin.co.in

+91 9718719090

admin@polyspin.co.in


Filtration. Separation. Solution.™

Visit us on the Web at www.pall.com

Pall Corporation has offices and plants throughout the world. For Pall representatives in your area, please go to www.pall.com/contact.

Please contact Pall Corporation to verify that the product conforms to your national legislation and/or regional regulatory requirements for water and food contact use.

Because of technological developments related to the products, systems, and/or services described herein, the data and procedures are subject to change without notice. Please consult your Pall representative or visit www.pall.com to verify that this information remains valid. Products in this document may be covered by one or more of the following patent numbers: EP 0 830 191; US 5,591,335; US 5,653,833; US 5,681,469; US 5,690,782; US 5,730,820; US 5,733,581; US 5,741,395; US 5,783,011.

© Copyright 2005, 2010, Pall Corporation. Pall,  CoLD Melt, and Nexis are trademarks of Pall Corporation. ® indicates a trademark registered in the USA. **Filtration. Separation. Solution.™** is a service mark of Pall Corporation.